



How to Submit an Aligner Case

Direct Manufacturing



Remember me [Recover my password](#)



Sign in to the Aligner Portal with your username and password.



Remember me [Recover my password](#)

Sign In

Register

Overview



New Aligner Order



Upload STLs for manufacturing aligners (No Treatment plan) OR Retainers




Click on "Upload STLs" to submit a new case.

Total Cases

0

- Drafts
- In Planning
- Waiting for Approval
- Rejected Plans
- In Production
- Shipped



In Planning

0

In Production

0

Waiting for Approval

0

Draft

0

Rejected Plans

0

Shipped

0

Search...



Case status



From dd/mm/yyyy



To dd/mm/yyyy



No results were found. Check your spelling or try with a different keyword.

5



New case

Product Type

Patient Details

File Upload & Confirmation



Select the product type

Clear Aligners (3D Aligners)



Retainer

Next



Click "Next"


New case

Product Type

Patient Details

File Upload & Confirmation

For the Patient Details, you will need to fill in 3 mandatory fields.



Last Name *

Patient

First Name

Test

Gender *

Male

Female

Prefer not to say

Date of Birth

01/06/1991



Email

Address

City

State/Province

Country

Germany

Postal code

Back

Next

Click "Next"

New case

Product Type

Patient Details

File Upload & Confirmation

Select the arch that requires treatment.

Treat *

Both arches

Upper Arch

Lower Arch

Allowed types: zip tar png jpg jpeg pdf. *

📄 [BiteScan_3.stl](#)



📄 [LowerJawScan_0.stl](#)



📄 [UpperJawScan_0.stl](#)



Add a new file

Choose File

Click on "Choose File" to upload.

Supported formats (incl. zip files) are indicated.

Comment



I hereby confirm that I have filled out the form completely and truthfully. *

I hereby confirm that I have read and accepted the Privacy policy. Furthermore, I agree to the processing of related data. * [Privacy Policy](#)

Confirm that everything has been filled completely and truthfully.

Read and confirm the privacy policy.

Click "Save" to create the draft.

Back

Save

Once your case draft has been created, review the details thoroughly.

Case 220 has been created. Please check the information for completeness and correctness and release the case for planning by clicking on 'Submit case'.
Case [Test DM-Aligner](#) has been created.

When you are ready to submit, click on **“Submit the case”**.

Submit the case Edit Case Delete Case

Unless the case is submitted, the status will remain as draft and our team will not process the case.

If you need to modify the details, click on **“Edit Case”** to go back.
You can also click on **“Delete Case”** if you do not want to move forward.



Test DM-Aligner
Case ID220

Gender
Male

Year of birth

Country
DE

City

Email

Patient number
aba0514f-5972-46ce-9bf0-918c18d31471

Treatment Information

Doctor Name
Test User

Created At
23-05-2024 12:16

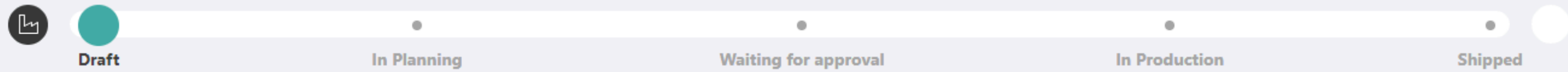
Accepted At
Not accepted

7-7 Full Treatment

Updated At
23-05-2024 12:16

Original Case
N/A

Status
New



Treatment Plans

No treatment plans yet

Scroll down to the review the details.

Case 220 has been created. Please check the information for completeness and correctness and release the case for planning by clicking on 'Submit case'.
Case [Test DM-Aligner](#) has been created.

Submit the case Edit Case Delete Case

TD

Test DM-Aligner
Case ID220

Gender
Male

Year of birth

Country
DE

City

Email

Patient number
aba0514f-5972-46ce-9bf0-918c18d31471

Treatment Information

Doctor Name
Test User

Created At
23-05-2024

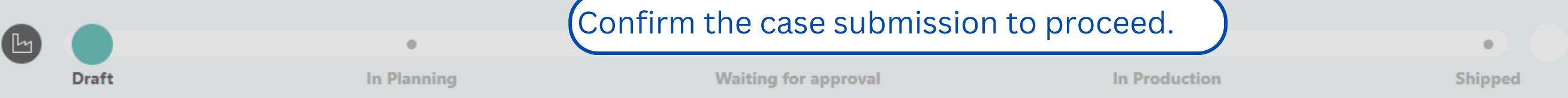
Accepted At
Not accepted

Submit case [X]

You are about to submit the case. Would you like to continue?

Cancel the request Yes, I confirm

Status
New



Treatment Plans

No treatment plans yet

Clinical data

Files

Confirm the case submission to proceed.

The case has been submitted.

Once you have successfully submitted your case, you will see a confirmation at the top of the page.



Test DM-Aligner

Case ID220

Gender

To protect the privacy of the patient, the unique Case ID will serve as the only reference when communicating with our team.

Patient number

aba0514f-5972-46ce-9bf0-918c18d31471

Treatment Information

Doctor Name

Test User

Created At

23-05-2024 12:16

Accepted At

Not accepted

Treatment Type

7-7 Full Treatment

Updated At

23-05-2024 12:17

Original Case

N/A



Status
In Production



Draft

In Planning

Waiting for approval

In Production

Shipped

Treatment Plans

No treatment plans yet

Clinical data

Treat:

Treatment Type:

Files

Radiographs





Test DM-Aligner
Case ID220

Gender
Male

Year of birth

Country
DE

City


Email

Patient number
aba0514f-5972-46ce-9bf0-918c18d31471

Treatment Information

Doctor Name
Test User

Treatment Type
7-7 Full Treatment



Status
In Production

The status will change from **“In Production”** and **“Shipped”** accordingly.
You will receive an email notification for case activities.

tion Shipped

No treatment plans yet

Clinical data

Treat:
Both arches

Overjet:
Improve

Treatment Type:
7-7 Full Treatment

Overbite:
Improve

Files

Radiographs ∨

Other documents / Photos ∨

Lab report ∨